

# DC-S6281HX

## 2MP 30X Speed Dome Camera (WDR, IP67, Heater)



- Easy installation with DirectIP NVR
- micro SD/SDHC/SDXC, Smart Failover
- IK10 / IP67 supports
- Day and night (ICR)
- Supports ONVIF
- 2MP (1920x1080) resolution
- Two-way audio
- Built-in heater
- True wide dynamic range (WDR)
- AF optical zoom lens (f=5.2 - 156mm), 30x zoom
- Alarm in / out
- PoE IEEE 802.3at (Class 4)
- Image Stabilizer (EIS)

### SPECIFICATIONS

Video	
Image Sensor	1/2.8" CMOS
Max. Resolution	1920 x 1080
Scanning Mode	Progressive Scan
Lens Type	AF Zoom Lens
Focal Length	5.2 ~ 156mm
Aperture	F1.33 ~ F4.95
Iris Control	DC Iris (Hall Sensor)
Angular Field of View	Wide : 58.9°(H), 34.4°(V), 66.3°(D) Tele : 2.7°(H), 1.5°(V), 3.1°(D)
Min. Illumination	Color : 0.1 lux @ F1.33 B/W : 0.01 lux @ F1.33
Dynamic Range	120dB (True WDR)
Electronic Shutter Speed	Auto / Manual (1/30 ~ 1/10,000), Anti-Flicker, Slow Shutter (1/7.5, 1/15)
Day and Night	Yes (ICR)
Image Setting	Exposure, White Balance, Self-Adjusting Video Mode (Sharpness, Contrast, Colors, Brightness Control)
Backlight Compensation	BLC
Mirroring / Pivot	Horizontal / Vertical
Image Stabilizer	Yes (EIS)
De-fog	Yes
Privacy Masking	8 Zones
Intelligent Video	Video Motion Detection, Active Tampering Alarm, Trip Zone
Video Out	1 Terminal Block
Pan/Tilt/Rotate	
Pan Range	360° (Endless)
Pan Speed	0.02~180°/sec (preset 420°/sec)
Tilt Range	100° (-10~90°)
Tilt Speed	0.02~180°/sec (preset 420°/sec)
Preset	256ea
Network	
Video Compression	H.265, H.264 (MP), M-JPEG
Intelligent Codec	Yes
Bitrate Control	H.264 - CBR/ VBR H.265 - CBR/ VBR
Audio Compression	ADPCM 16K, G.726, G.711 u-Law, G.711 a-Law
Two-way Audio	Yes
IP Camera Protocol	DirectIP 2.0, ONVIF Profile S/T
Max. Frame Rate	30fps: 1920 x 1080(WDR)
Supported Resolution	1920x1080, 1280x720, 640x360, 352x240
Multi-video Streaming	Quadruple Streaming
Network Protocols	DirectIP 2.0 Protocol, IPv4, IPv6, RTSP, RTP, RTCP, RTMTP, RTSP, HTTP, HTTPS, FTP, SFTP, SMTP, FEN, mDNS, uPNP, SNMPv2
Security	Digest authentication, Password Protection, User access log, IP Filtering, IEEE802.1X, EAP-TLS, Chained Fingerprint, SSLEncryption, HTTPSEncryption
Ethernet	RJ45 (10/100BASE-T)
Recording Session Buffer (NLTSec)	Yes (Up to 60MB)
Edge Storage	micro SD/SDHC/SDXC, Smart Failover (Up to 512GB)
Alarm and Event	
Trigger Event	Motion Detection, Alarm in, Audio detection, Tampering, Trip Zone
Event Notification	Remote S/W, Email (with Image)
Audio Alarm	Yes
Audio In / Out	1 / 1
Alarm In / Out	4 / 2
Environmental	
Vandal Proof Casing	IK10
Outdoor Ready	IP67
Operating Temperature	-40°C ~ +55°C (-40°F ~ +131°F) *Starting up at above -20°C (-4°F)
Operating Humidity	0% ~ 90%
Electrical	
Power Source	24VAC, PoE IEEE802.3at (Class 4)
Power Consumption	HEATER OFF 24V~, 0.8A, 13.8W, 50/60Hz PoE IEEE802.3at(Class 4), 13.6W HEATER ON 24V~, 1.0A, 17.6W, 50/60Hz PoE, IEEE802.3at(Class 4), 17.2W
Approval	FCC, CE (50130-4), KC
Mechanical	
Dimensions	Ø200mm x 201mm (Ø7.88" x 7.91")
Weight	2.54 kg (5.60 lb)



### PRODUCT IMAGE
































### DIMENSIONS



### ACCESSORIES (OPTIONAL)



# ACCESSORY CONFIGURATION BY INSTALLATION ENVIRONMENT

PRODUCT	INSTALLATION ENVIRONMENT	ACCESSORY CONFIGURATION
DC-S6281HX	WALL	 ADAPTER PLATE Model:DA-BM1100 
		 WALL MOUNT Model:DA-WM1400
		or
		 SUN SHIELD Model:DA-DH1100 
		 WALL MOUNT Model:DA-WM1400
		CELLING
	 CEILING MOUNT Model: DA-CM1300	
	or	
	 ADAPTER PLATE Model: DA-BM1100 	
	 CEILING MOUNT Model: DA-CM1500	
	or	
	 SUN SHIELD Model: DA-DH1100 	
	 CEILING MOUNT Model: DA-CM1300	
	or	
	 SUN SHIELD Model: DA-DH1100 	
	 CEILING MOUNT Model: DA-CM1500	
	POLE	
		 WALL MOUNT Model: DA-WM1400 
		 POLE MOUNT Model: DA-LM1100
		or
		 SUN SHIELD Model: DA-DH1100 
		 WALL MOUNT Model: DA-WM1400 
	 POLE MOUNT Model: DA-LM1100	
	CORNER	 ADAPTER PLATE Model:DA-BM1100 
 WALL MOUNT Model:DA-WM1400 		
 CORNER MOUNT Model:DA-RM1100		
or		
 SUN SHIELD Model:DA-DH1100		